

In Missouri,

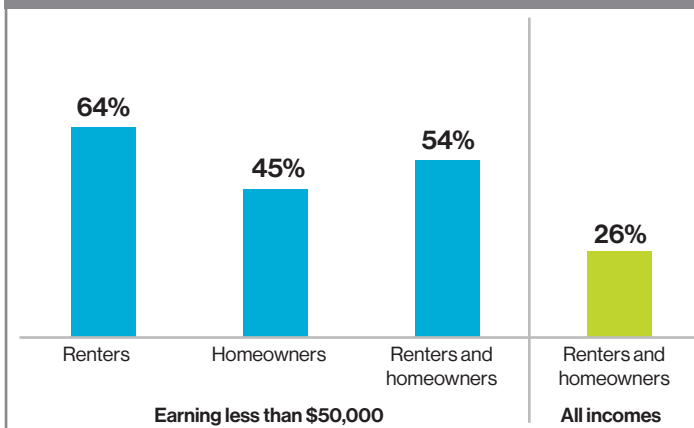


# 1 IN 8 HOUSEHOLDS

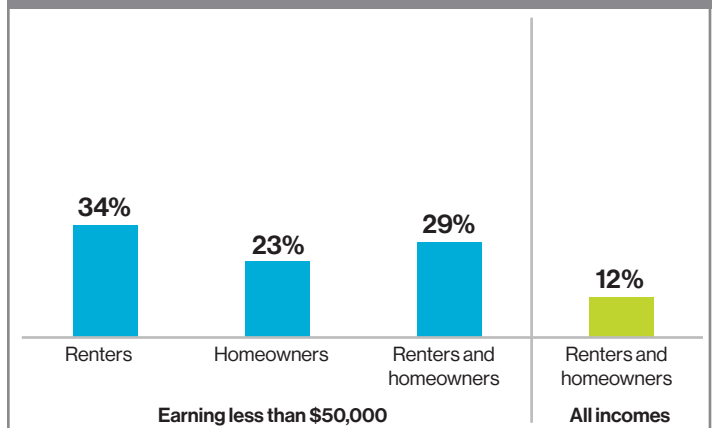
## spend more than half of their income on housing.

Lower-income households are especially likely to have unaffordable housing costs, requiring more than 30% of their income.

### Share of households paying over 30% of their income on housing<sup>1</sup>



### Share of households paying over 50% of their income on housing<sup>1</sup>



Increasingly, the typical renter can't afford to buy a home in Missouri.

### Income needed to purchase a median-priced home

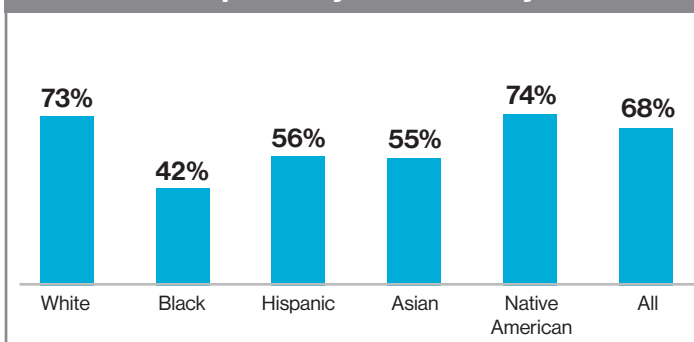
**\$64,927 per year<sup>2</sup>**

### Median renter income

**\$39,000 per year<sup>3</sup>**

The underproduction of housing is driving up unaffordability and impeding efforts to close racial and ethnic gaps in homeownership.

### Homeownership rates by race/ethnicity<sup>3</sup>



### Total housing shortage

Shortage of homes relative to demand<sup>4</sup>

**29,061**  
(rental and for sale)

Growth in housing shortage since 2014<sup>4</sup>

**+28,476**  
(+5,338%)

#### Sources:

1. IPUMS (2022 American Community Survey 1-Year Estimates).
2. Assumes a 10% down payment, 28% payment-to-income ratio, 5.3% interest (median in 2022), nationally typical mortgage insurance and homeowner insurance, and state-specific taxes (Sources: Freddie Mac, National Association of Home Builders Priced-Out Estimates for 2022, Census Bureau's 2022 and 2021 ACS 1-Year estimates, Zillow Home Value Index).
3. IPUMS (2022 ACS 1-Year Estimates). Note: Limited sample size may impact the precision of the results.
4. Up for Growth (2024 Housing Underproduction™ in the U.S.).

 @habitat

 @Habitat\_org

 @habitatforhumanity