

In Iowa,

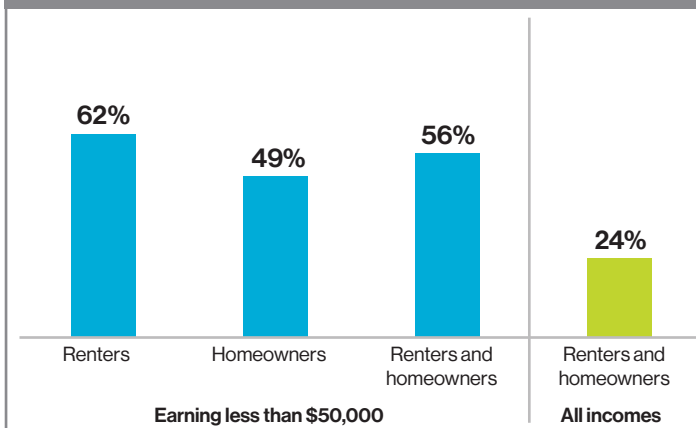


1 IN 9 HOUSEHOLDS

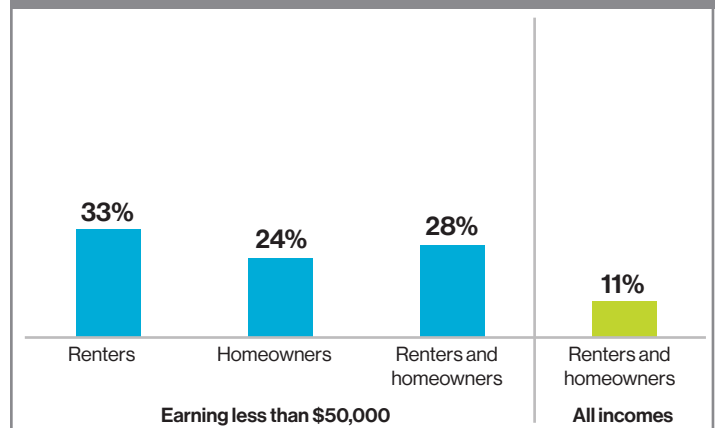
spend more than half of their income on housing.

Lower-income households are especially likely to have unaffordable housing costs, requiring more than 30% of their income.

Share of households paying over 30% of their income on housing¹



Share of households paying over 50% of their income on housing¹



Increasingly, the typical renter can't afford to buy a home in Iowa.

Income needed to purchase a median-priced home

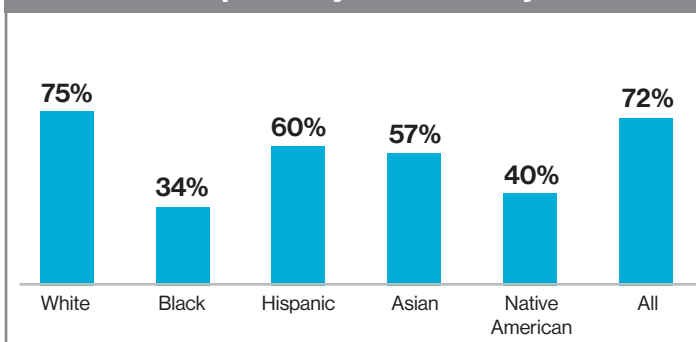
\$61,884 per year²

Median renter income

\$36,400 per year³

The underproduction of housing is driving up unaffordability and impeding efforts to close racial and ethnic gaps in homeownership.

Homeownership rates by race/ethnicity³



Total housing shortage

Shortage of homes relative to demand⁴

11,186
(rental and for sale)

Growth in housing shortage since 2014⁴

+7,518
(+133%)

Sources:

1. IPUMS (2022 American Community Survey 1-Year Estimates).
2. Assumes a 10% down payment, 28% payment-to-income ratio, 5.3% interest (median in 2022), nationally typical mortgage insurance and homeowner insurance, and state-specific taxes (Sources: Freddie Mac, National Association of Home Builders Priced-Out Estimates for 2022, Census Bureau's 2022 and 2021 ACS 1-Year estimates, Zillow Home Value Index).
3. IPUMS (2022 ACS 1-Year Estimates). Note: Limited sample size may impact the precision of the results.
4. Up for Growth (2024 Housing Underproduction™ in the U.S.).

 @habitat

 @Habitat_org

 @habitatforhumanity